


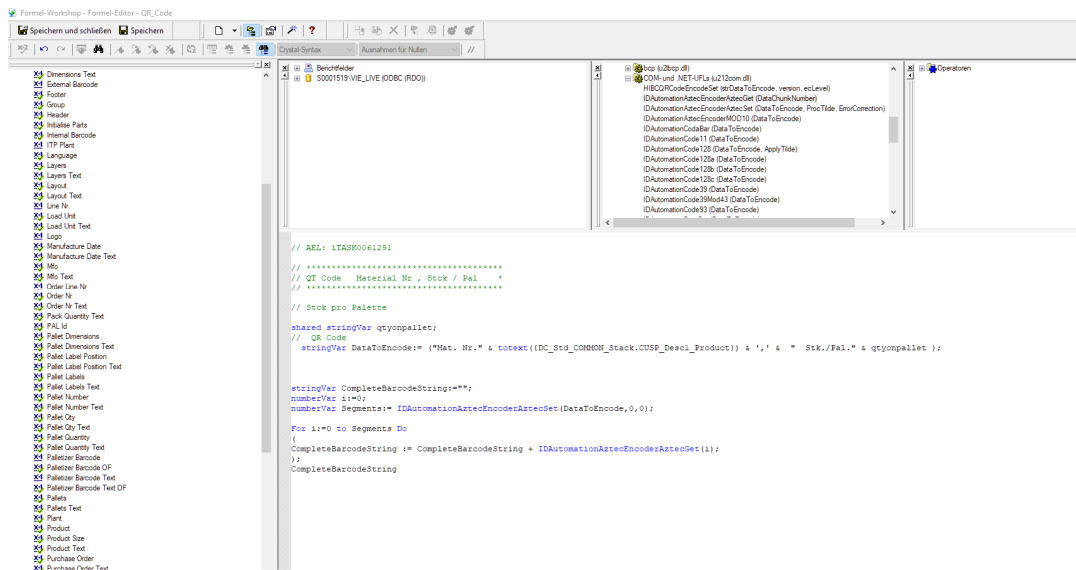


On your website you offer more possibilities to display a barcode

2D Barcode Column	Barcode Type
	QR-Code Symbol
	DataMatrix Symbol
	Aztec Symbol

We bought your SW and managed in Crystal Reports to create the Aztech Symbol using following Formula in Crystal Reports



```
// AEL: sTASR0061291
// *****
// QT Code - Material Nr. , Stock / Pal. +
// *****
// Stock pro Palette
shared stringVar qtyonpallet;
// QR code
stringVar DataToEncode:= ("Mat. Nr." & totext({IDC_Std_COMMON_Stack_CUSP_Descr_Product}) & ',' & " Stk./Pal." & qtyonpallet );

stringVar CompleteBarcodeString:="";
numberVar i:=0;
numberVar Segments:= IDAutomationAztecEncodesAztecSet (DataToEncode,0,0);
For i:=0 to Segments Do
{
CompleteBarcodeString := CompleteBarcodeString + IDAutomationAztecEncodesAztecSet (i);
}
CompleteBarcodeString
```

The following QR Code ( Aztech Symbol) is displayed



But we need the QR – Code Symbol

How do I do this with Cystal Reports? Can you offer an example code or manual on how to do that?

Thank you